

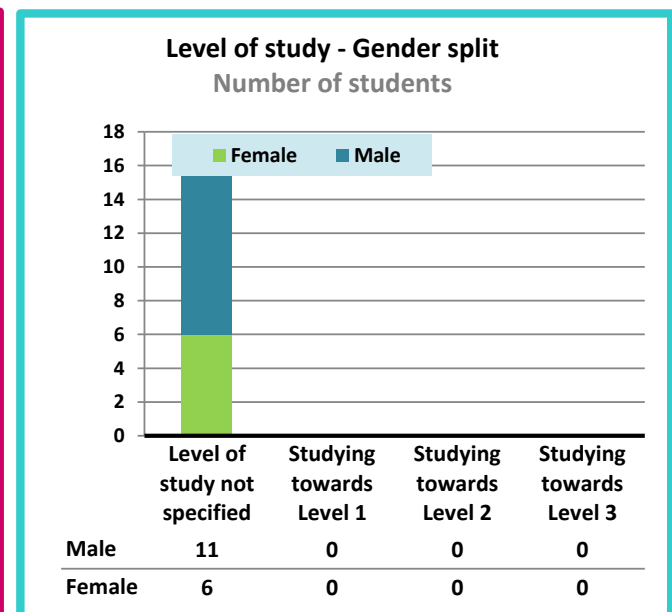
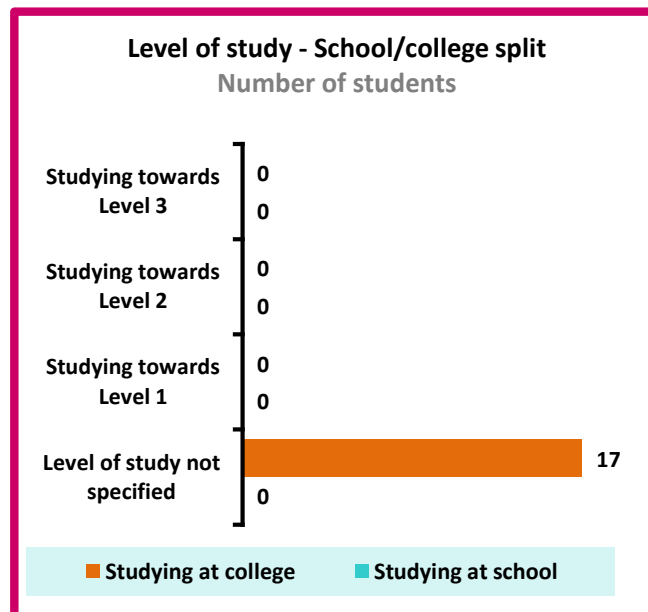
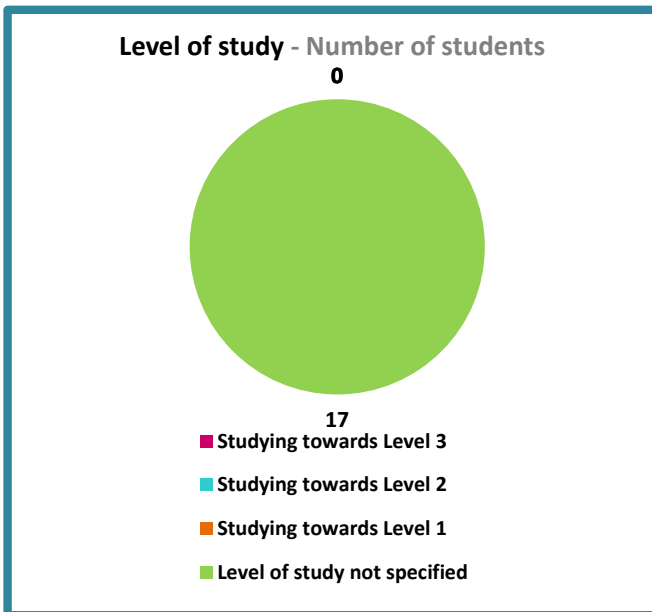
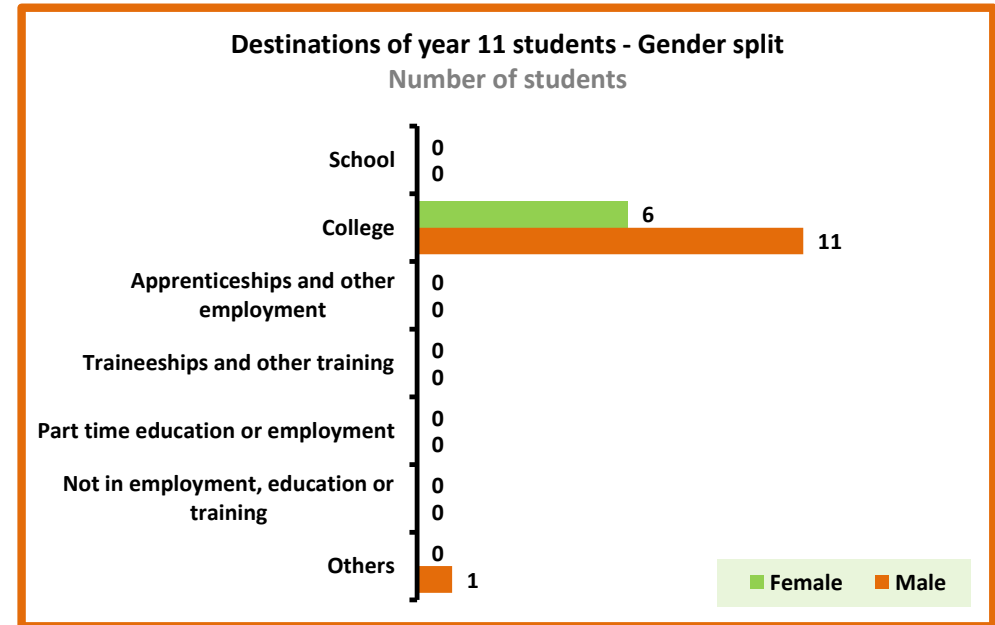
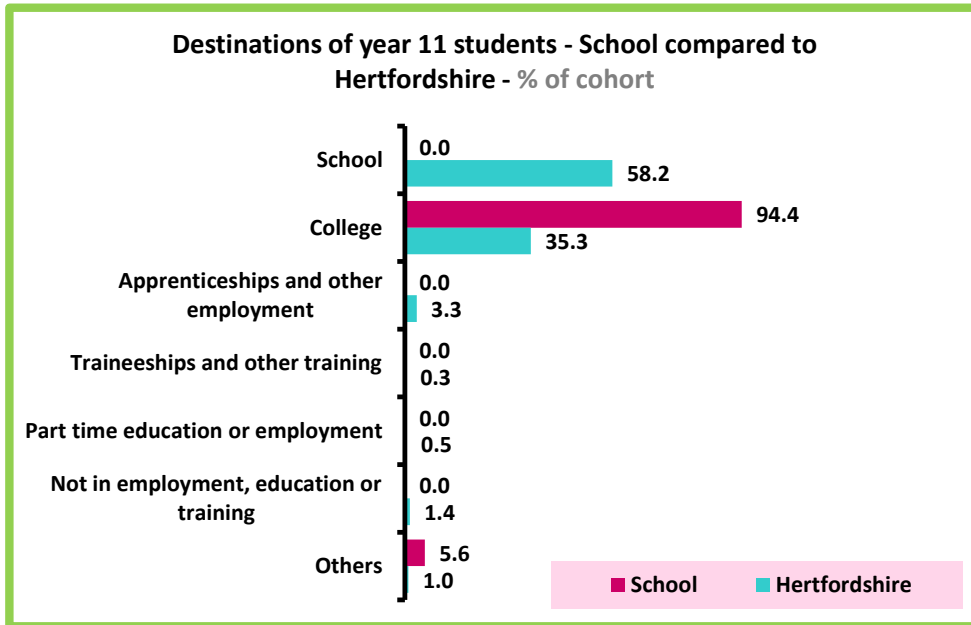


Activity Survey 2019

St Lukes School



www.ychertfordshire.org
0300 123 7538
yc@hertfordshire.gov.uk



ACTIVITY SURVEY 2019 - Year 11			In Learning % 94.4		
St Lukes School	Female	Male	M/F TOT	LDD	%
Within FTE School leading to:	0	0	0	0	0.0
GCE AS/A2/IB course	0	0	0	0	0.0
Vocational Crse NVQ 3 or equivalent	0	0	0	0	0.0
Vocational Crse NVQ 2 or equivalent	0	0	0	0	0.0
Vocational Crse NVQ 1 or equivalent	0	0	0	0	0.0
GCSE Course	0	0	0	0	0.0
Other courses incl SEN courses	0	0	0	0	0.0
Continuation on 2 yr course	0	0	0	0	0.0
Within FTE FE College leading to:	6	11	17	17	94.4
GCE AS/A2/IB course	0	0	0	0	0.0
Vocational Crse NVQ 3 or equivalent	0	0	0	0	0.0
Vocational Crse NVQ 2 or equivalent	0	0	0	0	0.0
Vocational Crse NVQ 1 or equivalent	0	0	0	0	0.0
GCSE Course	0	0	0	0	0.0
Other courses incl SEN courses	6	11	17	17	94.4
Continuation on 2 yr course	0	0	0	0	0.0
Higher Education qualification	0	0	0	0	0.0
Gap Year Students/Travelling	0	0	0	0	0.0
Training (non-emp) TOTAL	0	0	0	0	0.0
Found Mod Apprenticeship	0	0	0	0	0.0
Other Gov Supported Training	0	0	0	0	0.0
Traineeships	0	0	0	0	0.0
Other Funded Trng eg Foundation Learning	0	0	0	0	0.0
Employment TOTAL	0	0	0	0	0.0
Advanced Modern Apprenticeship	0	0	0	0	0.0
Foundation Modern Apprenticeship	0	0	0	0	0.0
With accredited training	0	0	0	0	0.0
With structured non accredited trng	0	0	0	0	0.0
No formal training	0	0	0	0	0.0
Internship/Working not for Reward	0	0	0	0	0.0
Voluntary and Part time Activities	0	0	0	0	0.0
Part Time Education	0	0	0	0	0.0
Part Time Employment	0	0	0	0	0.0
NEET	0	0	0	0	0.0
NEET - seeking work or training	0	0	0	0	0.0
NEET - voluntary/internships/PDOs	0	0	0	0	0.0
Not Available to the labour market	0	0	0	0	0.0
Supporting family - young carers	0	0	0	0	0.0
Supporting family - teenage parents	0	0	0	0	0.0
Illness	0	0	0	0	0.0
Pregnancy	0	0	0	0	0.0
Custodial Sentence	0	0	0	0	0.0
Asylum Seekers without Citizenship	0	0	0	0	0.0
Other Reason	0	0	0	0	0.0
Others	0	1	1	1	5.6
Moved out of area	0	0	0	0	0.0
No response	0	1	1	1	5.6
Refused to Participate in Survey	0	0	0	0	0.0
Survey Total	6	12	18	18	100.0
SOC breakdown for those in training and employment					
Managerial/professional	0	0	0	0	0.0
Clerical/secretarial	0	0	0	0	0.0
Skilled construction	0	0	0	0	0.0
Skilled engineering	0	0	0	0	0.0
Electrical/electronic	0	0	0	0	0.0
Metal forming trades	0	0	0	0	0.0
Vehicle trades	0	0	0	0	0.0
Textile/garments trades	0	0	0	0	0.0
Other skilled trades	0	0	0	0	0.0
Protective service occs	0	0	0	0	0.0
Catering occs	0	0	0	0	0.0
Health care occs	0	0	0	0	0.0
Childcare & related occs	0	0	0	0	0.0
Hairdressing & related occs	0	0	0	0	0.0
Other personal service occs	0	0	0	0	0.0
Sales occs	0	0	0	0	0.0
Plant/machine ops	0	0	0	0	0.0
Agric/forestry/fishing occcs	0	0	0	0	0.0
Labouring/unskilled industrial	0	0	0	0	0.0
Mail workers	0	0	0	0	0.0
Unskilled service sector	0	0	0	0	0.0
Other elementary occs	0	0	0	0	0.0
Unknown occupations	0	0	0	0	0.0
SOC Analysis TOTAL	0	0	0	0	0.0

ACTIVITY SURVEY 2019 - Year 13			In Learning %		
St Lukes School	Female	Male	M/F TOT	LDD	%
Within FTE School leading to:	0	0	0	0	
GCE AS/A2/IB course			0		
Vocational Crse NVQ 3 or equivalent			0		
Vocational Crse NVQ 2 or equivalent			0		
Vocational Crse NVQ 1 or equivalent			0		
GCSE Course			0		
Other courses incl SEN courses			0		
Continuation on 2 yr course			0		
Within FTE FE College leading to:	0	0	0	0	
GCE AS/A2/IB course			0		
Vocational Crse NVQ 3 or equivalent			0		
Vocational Crse NVQ 2 or equivalent			0		
Vocational Crse NVQ 1 or equivalent			0		
GCSE Course			0		
Other courses incl SEN courses			0		
Continuation on 2 yr course			0		
Higher Education qualification			0		
Gap Year Students/Travelling			0		
Training (non-emp) TOTAL	0	0	0	0	
Found Mod Apprenticeship			0		
Other Gov Supported Training			0		
Traineeships			0		
Other Funded Trng eg Foundation Learning			0		
Employment TOTAL	0	0	0	0	
Advanced Modern Apprenticeship			0		
Foundation Modern Apprenticeship			0		
With accredited training			0		
With structured non accredited trng			0		
No formal training			0		
Internship/Working not for Reward			0		
Voluntary and Part time Activities	0	0	0	0	
Part Time Education			0		
Part Time Employment			0		
NEET	0	0	0	0	
NEET - seeking work or training			0		
NEET - voluntary/internships/PDOs			0		
Not Available to the labour market	0	0	0	0	
Supporting family - young carers			0		
Supporting family - teenage parents			0		
Illness			0		
Pregnancy			0		
Custodial Sentence			0		
Asylum Seekers without Citizenship			0		
Other Reason			0		
Others	0	0	0	0	
Moved out of area			0		
No response			0		
Refused to Participate in Survey			0		
Survey Total			0		
SOC breakdown for those in training and employment					
Managerial/professional			0		
Clerical/secretarial			0		
Skilled construction			0		
Skilled engineering			0		
Electrical/electronic			0		
Metal forming trades			0		
Vehicle trades			0		
Textile/garments trades			0		
Other skilled trades			0		
Protective service occs			0		
Catering occs			0		
Health care occs			0		
Childcare & related occs			0		
Hairdressing & related occs			0		
Other personal service occs			0		
Sales occs			0		
Plant/machine ops			0		
Agric/forestry/fishing occcs			0		
Labouring/unskilled industrial			0		
Mail workers			0		
Unskilled service sector			0		
Other elementary occs			0		
Unknown occupations			0		
SOC Analysis TOTAL	0	0	0	0	